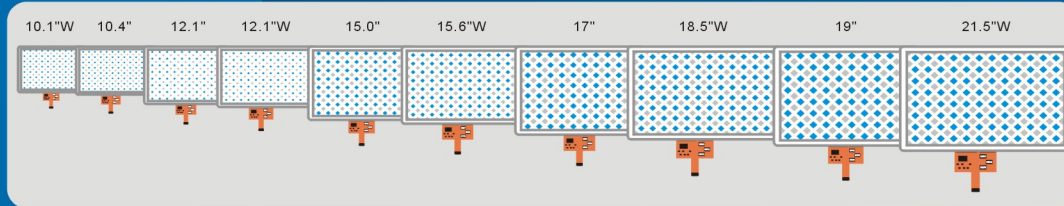


The Embedded Family of Projected Capacitive Solution

A Complete Scalable Family of Touch Solution

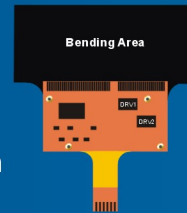
- 10 Film/Film sensor available from 10.1"W up to 21.5"W with same COF design



- Standard Family of new transparent cover lens with 1.1 and 1.8 mm, Black and White Cover lens 3 and 6 mm.

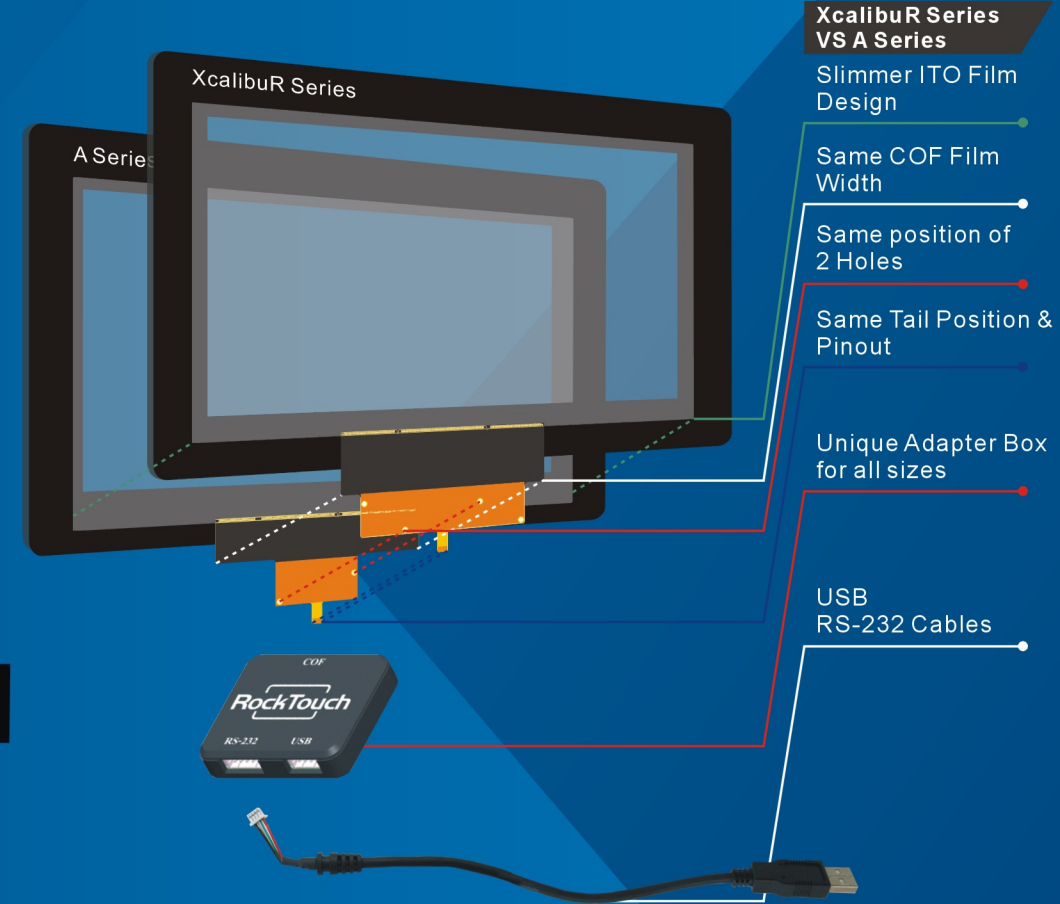


- A unique Chip On Flex Design powered by EETI IC controller series
 - A line series up to 2 fingers (7200 IC based)
 - XcalibuR line up to 10 fingers (3000 IC based with 32V)
 - 6 pin 1 mm pitch, USB, I2C and RS-232 interface
 - Customer can switch between COFA and X, with compatible design



- Customized firmware with different options such as: Frequency Hopping, Palm Rejection, Water Rejection, Air Gap, Light frequency cutting
- Standard Adapter Box for easy and fast connection
- 4 sets of standard Cables, two USB type and two RS-232 type

The Projected Capacitive Kit



Rocktouch: Time to Market Matters!

CONTACT INFO

Rocktouch the Embedded Family of Projected Capacitive touch screen Sensor

Since Rocktouch step into Projective Capacitive Market the concept was very clear: bring innovation to customer and keep customer R&D cost low, no matter how much our technology will evolve during the years.

For this reason Rocktouch A line and new XcalibuR line are fully compatible and customer can switch between the two without any mechanical re design.

If customer wish to customize the front cover lens, due of our very flexible F/F/G technology, they can pay the tooling of the front glass and we can produce a customize solution for them with very small tooling investment.

Here the Table of all our standard part numbers.

SIZE	ROCKTOUCH LINE	OUTSIDE DIMENSIONS	SENSOR ACTIVE AREA	COVER LENS THICKNESS	COF FIXING HOLES	NUMBER OF FINGERS	STANDARD COVER LENS AVAILABLE			COF INTERFACE	COF PINOUT
							BLACK COLOR	WHITE COLOR	TRANSPARENT GLASS		
7"W	A line	193 x 136 mm	153.4 x 92.4 mm	3 mm	No fixing holes	up to 2	RTPC070W-A30BP1	RTPC070W-A30WP1		USB/I2C	6 pin 0.5 mm pitch
10.1" W	A line	283 x 202 mm	216.96 x 135.6 mm	3 mm	2 fixing holes for grounding	up to 2	RTPC101W-A30BP1	RTPC101W-A30WP1		USB/I2C/SERIAL	6 pin 1 mm pitch
				6 mm			RTPC101W-A60BC1	RTPC101W-A60WC1			
	X line	283 x 202 mm	216.96 x 135.6 mm	3 mm	4 fixing holes for grounding	up to 10	RTPC101W-X30BP1	MOQ Needed			
				6 mm			RTPC101W-X60BC1	MOQ Needed			
		232 x 156.7 mm	Max: 218.96 x 137.1 mm	1.1 mm				RTPC101W-X11TG1			
10.4"	A line	280 x 227 mm	211.2 x 158.4 mm	3 mm	2 fixing holes for grounding	up to 2	RTPC104-A30BP1	RTPC104-A30WP1			
				6 mm			RTPC104-A60BC1	RTPC104-A60WC1			
	X line	280 x 227 mm	211.2 x 158.4 mm	3 mm	4 fixing holes for grounding	up to 10	RTPC104-X30BP1	MOQ Needed			
				6 mm			RTPC104-X60BC1	MOQ Needed			
		233.9 x 187.9 mm	Max: 221.49 x 168.46 mm	1.1 mm				RTPC104-X11TG1			
12.1"	A line	315 x 253 mm	246.0 x 184.5 mm	3 mm	2 fixing holes for grounding	up to 2	RTPC121-A30BP1	RTPC121-A30WP1			
				6 mm			RTPC121-A60BC1	RTPC121-A60WC1			
	X line	315 x 253 mm	246.0 x 184.5 mm	3 mm	4 fixing holes for grounding	up to 10	RTPC121-X30BP1	MOQ Needed			
				6 mm			RTPC121-X60BC1	MOQ Needed			
		271.3 x 213.6 mm	Max: 255 x 193.5 mm	1.1 mm				RTPC121-X11TG1			
12.1"W	A line	328 x 226 mm	261.12 x 163.2 mm	3 mm	2 fixing holes for grounding	up to 2	RTPC121W-A30BP1	RTPC121W-A30WP1			
				6 mm			RTPC121W-A60BC1	RTPC121W-A60WC1			
	X line	328 x 226 mm	261.12 x 163.2 mm	3 mm	4 fixing holes for grounding	up to 10	RTPC121W-X30BP1	MOQ Needed			
				6 mm			RTPC121W-X60BC1	MOQ Needed			
		285 x 186.8 mm	Max: 269 x 166.92 mm	1.1 mm				RTPC121W-X11TG1			
15"	A line	370.1 x 294.1 mm	305.1 x 229.1 mm	3 mm	2 fixing holes for grounding	up to 2	RTPC150-A30BP1	RTPC150-A30WP1			
				6 mm			RTPC150-A60BC1	RTPC150-A60WC1			
	X line	370.1 x 294.1 mm	305.1 x 229.1 mm	3 mm	4 fixing holes for grounding	up to 10	RTPC150-X30BP1	MOQ Needed			
				6 mm			RTPC150-X60BC1	MOQ Needed			
		324.2 x 256.8 mm	Max: 308.13 x 232.02 mm	1.1 mm				RTPC150-X11TG1			
15.6"W	A line	424 x 273 mm	344.23 x 193.54 mm	3 mm	2 fixing holes for grounding	up to 2	RTPC156W-A30BP1	RTPC156W-A30WP1			
				6 mm			RTPC156W-A60BC1	RTPC156W-A60WC1			
	X line	424 x 273 mm	344.23 x 193.54 mm	3 mm	4 fixing holes for grounding	up to 10	RTPC156W-X30BP1	MOQ Needed			
				6 mm			RTPC156W-X60BC1	MOQ Needed			
		370.3 x 222.2 mm	Max: 353.53 x 202.83 mm	1.1 mm				RTPC156W-X11TG1			
17"	A line	424 x 357 mm	377.92 x 270.33 mm	3 mm	2 fixing holes for grounding	up to 2	RTPC170-A30BP1	RTPC170-A30WP1			
				6 mm			RTPC170-A60BC1	RTPC170-A60WC1			
	X line	424 x 357 mm	377.92 x 270.33 mm	3 mm	4 fixing holes for grounding	up to 10	RTPC170-X30BP1	MOQ Needed			
				6 mm			RTPC170-X60BC1	MOQ Needed			
		370 x 301.7 mm	Max: 348.2 x 280.88 mm	1.8 mm				RTPC170-X18TG1			
18.5"W	A line	491 x 312 mm	409.8 x 230.4 mm	3 mm	2 fixing holes for grounding	up to 2	RTPC185W-A30BP1	RTPC185W-A30WP1			
				6 mm			RTPC185W-A60BC1	RTPC185W-A60WC1			
	X line	491 x 312 mm	409.8 x 230.4 mm	3 mm	4 fixing holes for grounding	up to 10	RTPC185W-X30BP1	MOQ Needed			
				6 mm			RTPC185W-X60BC1	MOQ Needed			
		440.6 x 261.6 mm	Max: 420.12 x 240.6 mm	1.8 mm				RTPC185W-X18TG1			
19"	A line	457.32 x 382.06 mm	376.32 x 301.06 mm	3 mm	2 fixing holes for grounding	up to 2	RTPC190-A30BP1	RTPC190-A30WP1			
				6 mm			RTPC190-A60BC1	RTPC190-A60WC1			
	X line	457.32 x 382.06 mm	376.32 x 301.06 mm	3 mm	4 fixing holes for grounding	up to 10	RTPC190-X30BP1	MOQ Needed			
				6 mm			RTPC190-X60BC1	MOQ Needed			
		411.1 x 332.4 mm	Max: 386.65 x 311.52 mm	1.8 mm				RTPC190-X18TG1			
21.5"W	A line	559 x 350 mm	476.64 x 268.11 mm	3 mm	2 fixing holes for grounding	up to 2	RTPC215W-A30BP1	RTPC215W-A30WP1			
				6 mm			RTPC215W-A60BC1	RTPC215W-A60WC1			
	X line	559 x 350 mm	476.64 x 268.11 mm	3 mm	4 fixing holes for grounding	up to 10	RTPC215W-X30BP1	MOQ Needed			
				6 mm			RTPC215W-X60BC1	MOQ Needed			
		507.1 x 298.7 mm	Max: 486.78 x 276.96 mm	1.8 mm				RTPC215W-X18TG1			